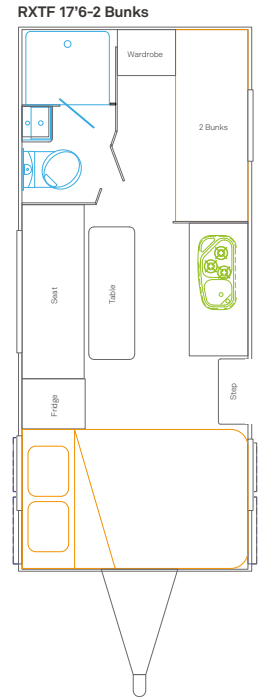
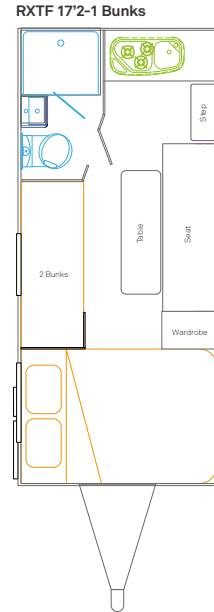
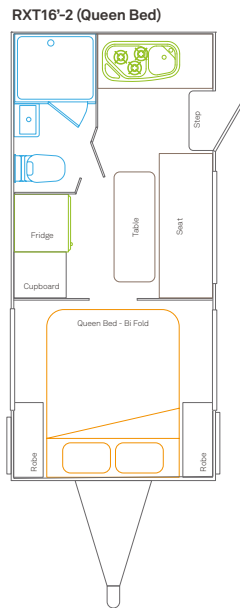
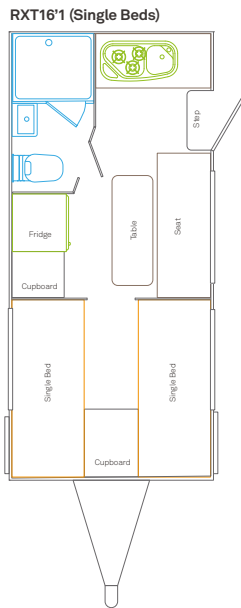
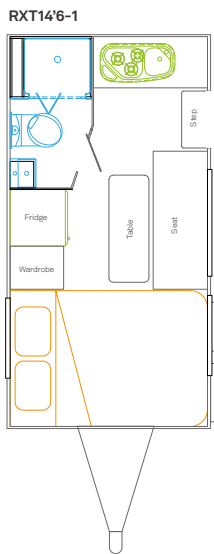




Razor XT



RazorXt



CHASSIS	LENGTH MM	WIDTH MM	HEIGHT MM	TARE WEIGHT	ATM WEIGHT	GTM WEIGHT
RXT14'6-1	4395	2285	2870	2051	2651	2469
RXT 16'-1 (Single Beds)	4877	2285	2870	2139	2639	2467
RXT 16'-2 (Queen Bed)	4877	2285	2870	2139	2639	2467
RXFT 17'2-1 Bunks	5180	2285	2870	2177	2677	2475
RXFT 17'6-2	-	-	-	-	-	-

WEIGHTS MAY VARY



26-28 Merola Way Campbellfield VIC 3061
 t. [03] 9357 8118 f. [03] 9357 8330 e. sales@royalflair.com.au
www.royalflair.com.au

CHASSIS	Cool Matic CR-110 (W/A)	Step Fibreglass	Vents External (Black)
12" Brakes	Fridge Thetford N614E 184Lt (W/A)	Towel/Apron Set	Wheel Arches Galvanised
16" Tropper Rim	Handle Light External (Black)	EXTERIOR	Wheel Brace
265x75x16 Cooper ST MAXX	LCD/DVD Combo 24"	2RC Security Door Triple Lock (Black frame/Infill)	Wheel Spats Slim C/Plate
Bumper Bar Straight	LED Internal Square Lights	Access Doors (Black Frame/Infill)	PLUMBING
Chassis Supagal	LED Lighting Internal & External	Annex Roller On Main Door	Chrome Flick Mixer Tap
D035 Hitch	Light in Tunnel Boot	Checker Plate Front Charcoal	City Mains Pressure Inlet
Drop Down Jacks	Microwave	Checker Plate Sides Charcoal 600mm	Drain Tap Fitted to Water Tank
Electric Brakes	Powerpoint External Black	CNC Cut Structural Wall	External Shower
Honeycomb Composite Floor	Rangehood 12v	Deflector Stoneguard	Gas Bottle 9kg x2
Jockey Wheel 8" - single wide clamp	Rear Triple Light Combo	Door Stop	HWS Gas/Electric
Lockable Coupling with Safety Chains	Smoke Detector	Grab Handles Front/ Rear Large Black	Lockable Water Filler (Black)
Spare Wheel Bolt On	Solar Panels 160w x 2 and 30amp Regulator	Hatch (Mini) x1	Mains Pressure Tap on A/Frame
Suspension - Alko Enduro Outback 2700kg	Thetford T1152 Compressor (W/A)	Hatch 12v (W/A)	Pump 12v
ELECTRICAL	TV Box External	Insulation Full	Shower Glass Door
3x Spot Lights 2x14" Back & side 1x Front 20"	INTERIOR	J.Mould & Insert (Grey)	Shower Mould Fibreglass
12 Pin Plug	Bathroom Accessories	Jack Handle	Stove and Sink Combo
A/C Roof ATRV K3600	Cutlery Tray	Jack Hydraulic	Toilet
Anderson Plug x1	Drawers Metal Sided	Probond Panel Colour Roof	Vanity Ceramic
Antenna LPDA	Fire Extinguisher Recessed	Probond Panel Colour External	Water Level Indicator
Awning Light (Black)	Laminex Benchtops	Slide out kitchen Black	Water tank 95lt fitted w/stone guard x2
Batteries 2 x 105amp & Charger	Laminex Splashback	Table External Drop Down Black	WINDOW WARE
BM35 Battery Management System	Mattress Queen Innerspring	Thule Awning	Windows Double Glazed Euro Black
Breakaway	OHC with Gas Struts	Tool Box with sliding tray to suit generator	
CD/Radio/MP3 & Speakers x2	Quilt Cover Set	Tunnel Boot Galvanised	