



# Raptor



## The Raptor. Engineered to perform.

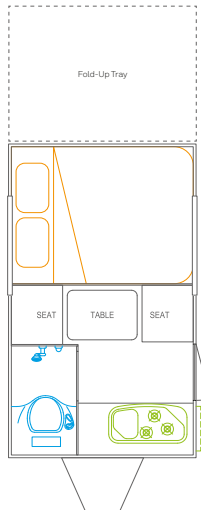
The Raptor is our newest caravan specifically designed and engineered for an adventure holiday in the tough outdoors. Combining a touch of luxury with the versatility of a trailer, the Raptor is encircled by a roof rack and rear ladder that is customizable and can incorporate additional roof top storage options for kayaks, dinghies and all your fishing equipment while the area above the draw bar has large tool box and rear fold up tray specifically designed for a quad-bike or a dual motor-cross/dirt bike hitch carrier with cargo baskets.

Not to be outdone by it's larger cousins, the Raptor comes standard with ample internal storage areas, generous sleeping quarters, a slide out kitchen with twin gas bottles, Internal and external shower facilities (W/A) and 2x 200 Watt solar panels for maximum power generating to ensure the Raptor is the perfect van for that adventure weekend away.

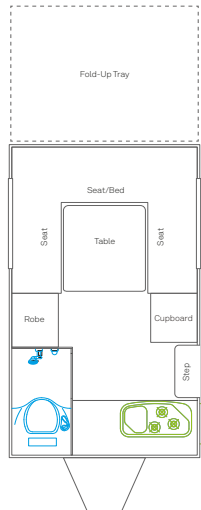
**The Raptor. Let's get going!**

# RAPTOR

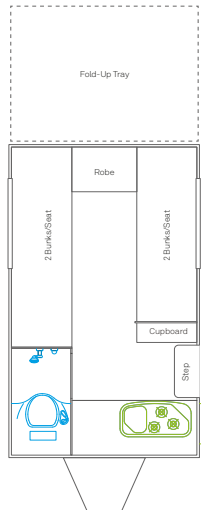
RT Tandem 11'5"-2 Shower



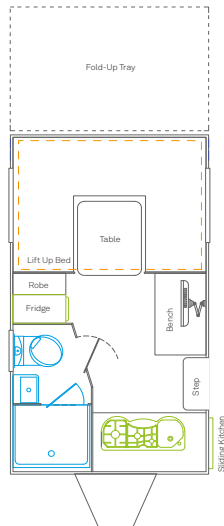
RT 11'5"-4 Lounge



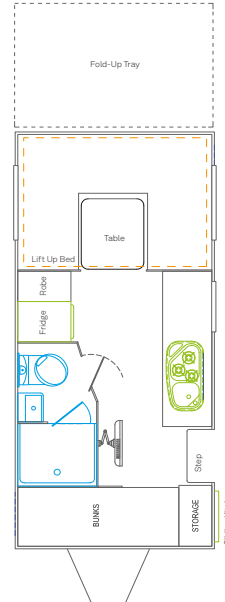
RT 11'5"-3 Bunks



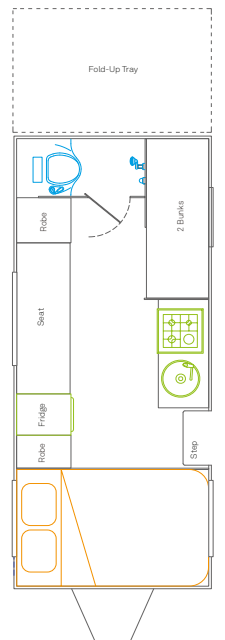
RT 13'6"-1 Lounge



RT 16'6"-2



RT 17'6"-2



CHASSIS	LENGTH MM	WIDTH MM	HEIGHT MM	TARE WEIGHT	ATM WEIGHT	GTM WEIGHT
RT-Tandem 11'5"-2 Shower	3480	2250	2650	2263	3063	2685
RT-Tandem 11'5"-4 Lounge	3480	2250	2650	2233	3033	2655
RT-Tandem 11'5"-3 Bunks	3480	2250	2650	2310	3110	2750
RT-Tandem 13'6"-1 Lounge	4115	2325	2650	2784	3500	3152
RT-Tandem 16'6"-2	5030	2325	2650	2830	3680	3362
RT-Tandem 17'6"-2	5334	2325	2650	2782	3500	3187

WEIGHTS MAY VARY



26-28 Merola Way Campbellfield VIC 3061

t. [03] 9357 8118 f. [03] 9357 8330 e. sales@royalflair.com.au

[www.royalflair.com.au](http://www.royalflair.com.au)

CHASSIS		WHEEL BRACE
A/Frame Extended 12"	ePower 2600w 12v W/RCD & ACTfer Switch	<b>INTERIOR</b>
Boat Motor Holder (W/A)	ePower 200amp LiFe PO4 Battery BT	Café Seats (W/A)
Chassis Galvanised	LCD/DVD Combo 24" TV	Contemporary Pull Handles Small
Cooper ST MAXX	LED External lighting	Fire Extinguisher Recessed (W/A)
Cross member 2 x 2	LED (Square) Internal Lighting	Drawers Metal Sided
Drop Down Jacks	LED Spot Lights Front and Rear	Mattress Single Innerspring x 2
Electric Brakes 12"	Power Points External (Black)	OHC with Gas Struts
Floor Honeycomb Pre coated one piece (W/A)	Rangehood 12v (W/A)	Table leg (W/A)
D035	Rear Slim Tail Light	Towel/Apron Set
D045 (W/A)	Simarine Digital Monitoring System	Quilt Cover Set
Jerry Can Holders x 2 (W/A)	Sirocco Fan 12V	Royal Flair mats (W/A)
Jockey Wheel 8"	Smoke Detector	Small slide out pantry (W/A)
Main Bean 4/Frame 6"	Solar Panels 2 x 200 Watt with Regulator	Upholstery (W/A)
Rear Ladder & Spare Wheel & Jerry Can (W/A)	Speaker(s) External (x1 Black or 2) (W/A)	<b>PLUMBING</b>
Spare Wheels Bolt On (W/A)	Tank Sender 150mm 1"-1/4" BSP 240-330HMS	BBQ - Slide out (W/A)
Suspension Control Rider TS Single 2500kg 12" Brakes (W/A)	Theftord T1152 Compressor (W/A)	City Mains Pressure Inlet/Flexible Pipe Covering
Suspension Control Rider TS Tandem 3495kg 12" Brakes (W/A)	<b>EXTERIOR</b>	Drain Tap Fitted to Water tank
Suspension Control Rider TS Tandem 4400kg 12" Brakes (W/A)	Access Doors (Black Frame/Infill)	External Shower Small (W/A)
Tool Box Square Checker Plate w/ Fridge Slide & Generator Slide	Awning Thule	Gas Bottles 4kg (x2)
Tray fold up rear (W/A)	Cara Fan Pressure Hatch 12V	HWS Gas/Electric
Tyres 265x16" Trooper (W/A)	Checker Plate black bottom panel (Sides / Rear)	Kitchen Slide Out K3 Black (W/A)
Winch 3000CBS on A-frame (W/A)	Checker Plate Front (Black)	Lockable Water Filler (Black)
<b>ELECTRICAL</b>	External Drop Down Table (Black Frame/Infill) (W/A)	Mains Pressure Tap on A/Frame
12 Pin Plug	Fiberglass External	Mains Pressure Water Filler (W/A)
12V Socket Front (W/A)	Fiberglass Panel White roof	Pump 12v
12V & USB Socket External + Internal	Hatch 12v (W/A)	Shower and toilet combo - Internal (W/A)
12V Socket Drivers side for pumping tyres	Insulated	Stove & sink combo internal in lieu of external slide out kitchen (W/A)
AGM Board 40AAC 40A DCDC Simarine	J. Mould & Insert (Black)	Tank Sender
Airconditioner Gree Roof A/C	Jack handle	Grey Water tank 62 Lt
Anderson Plug	Jack	Water Tank 2 x 65LT Fitted with Stone Guard (W/A)
Antenna Milenco (W/A)	Muller Vent (W/A)	Water Tank 1 x 95LT Fitted with Stone Guard (W/A)
Awning Light(s) (Black)	Reversing Camera with Screen	<b>WINDOW WARE</b>
Brakeaway	Roof racks	Windows Double Glazed
CD/Radio/MP3 & Speakers	Security Door Triple Lock (Black Frame/Infill)	
Cool Matic CR-110 (W/A)	Tool Kit	
	Wheel Arches Checker Plate (Black)	